

4024A/B/C/D/E/F/G Spectrum Analyzer

(9kHz~4GHz/6.5GHz/9GHz//20GHz/26.5GHz/32GHz/44GHz)



Product Overview

4024 series spectrum analyzer possesses many advantages: wide frequency range, high performance, high sweep speed, various functions, and easy operation. In terms of performance index, it has advantages of excellent displayed average noise level, low phase noise, and high sweep speed. In terms of measurement functions, it has measurement functions of spectrum analyzer, interference analyzer, AM/FM/PM analyzer, power meter, channel scanner etc., as well as intelligent measurement functions of channel power, occupied bandwidth, adjacent-channel power, tune&listen, emission mask, and carrier-to-noise ratio etc. 4024 adopts the integrated design of 8.4 inch LCD and capacitive touch screen, which improves the display definition and operation convenient. It is handheld, compact and light, with flexible power supply, which is very suitable for field work.

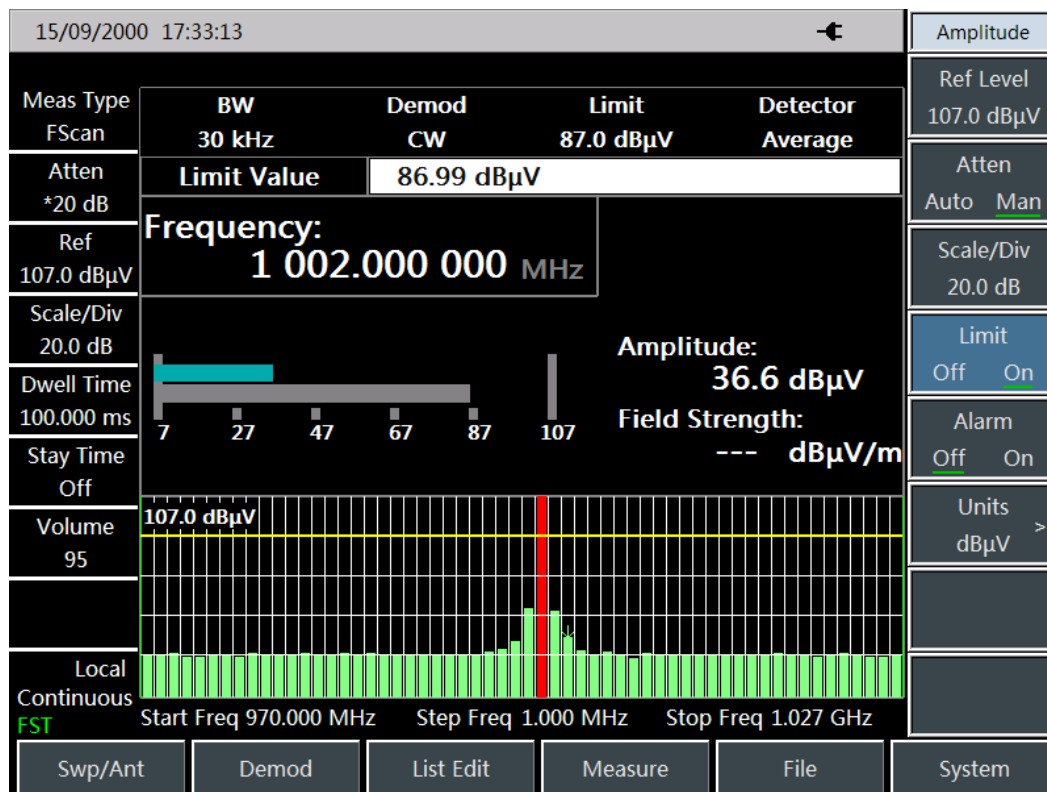
4024 can be used for signal and equipment test in the fields of aerospace, microwave & satellite communication, radio communication, radar monitoring, electronic countermeasures & reconnaissance, and precision guidance.

Main Characteristics

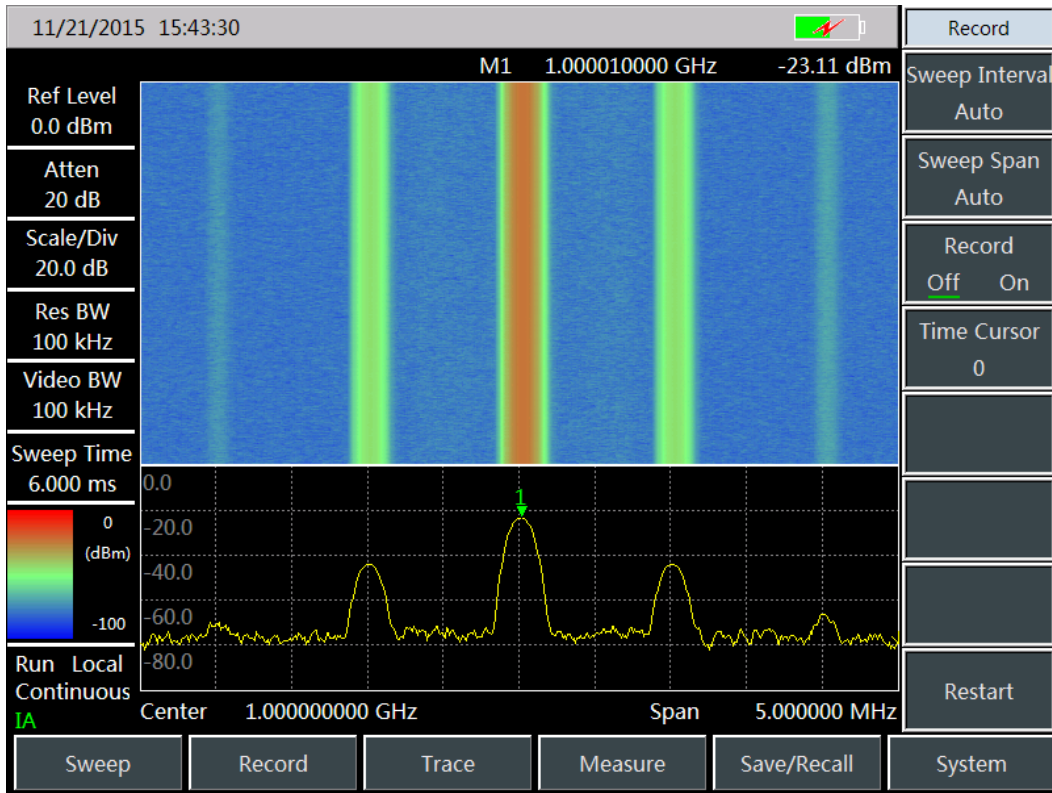
- Wide frequency range: from 9kHz to 44GHz, 7 models
- Low displayed average noise level: -163dBm@1Hz RBW(typical)
- Excellent phase noise performance:
 - 112dBc/Hz@100kHz frequency offset@1GHz carrier(4024A/B/C)
 - 106dBc/Hz@100kHz frequency offset@1GHz carrier(4024D/E/F/G)

- High sweep speed: for 1GHz span, shortest sweep time <20ms
- Resolution bandwidth: 1Hz~10MHz
- Full-band pre-amplifier: standard configuration
- Various measurement functions: spectrum analyzer, interference analyzer (spectrogram, RSSI), AM/FM/PM analyzer, channel scanner, high accuracy power meter, signal analyzer etc.
- Various intelligent measurement functions: field strength measurement, channel power, occupied bandwidth, adjacent-channel power ratio, tune&listen, carrier-to-noise ratio, emission mask.
- Various auxiliary test interface: 10MHz reference input/output interface, GPS antenna interface, zero span IF output interface, external triggering input interface etc.
- Easy & convenient user operation: 8.4 inch high definition LCD and large font display, convenient capacitive touch screen operation, combination of LCD and touch screen, various display modes etc.
- Working temperature range: -10°C~50°C, Power supplied by battery or adapter.

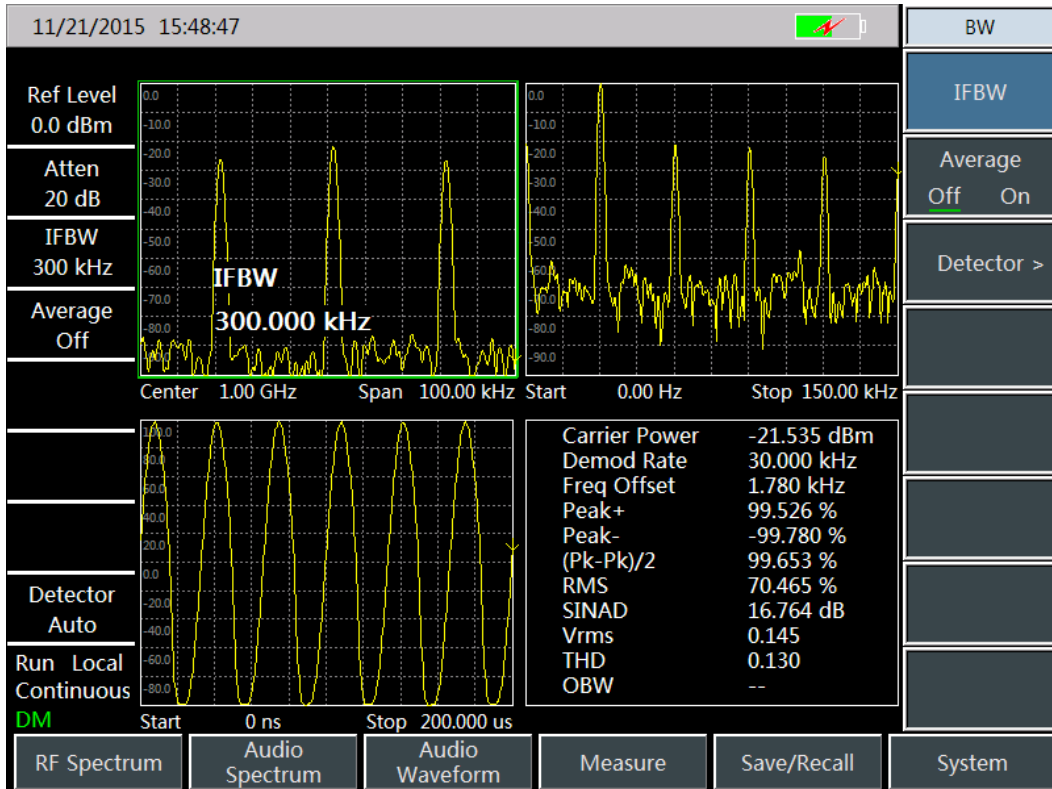
Various Measurement Functions



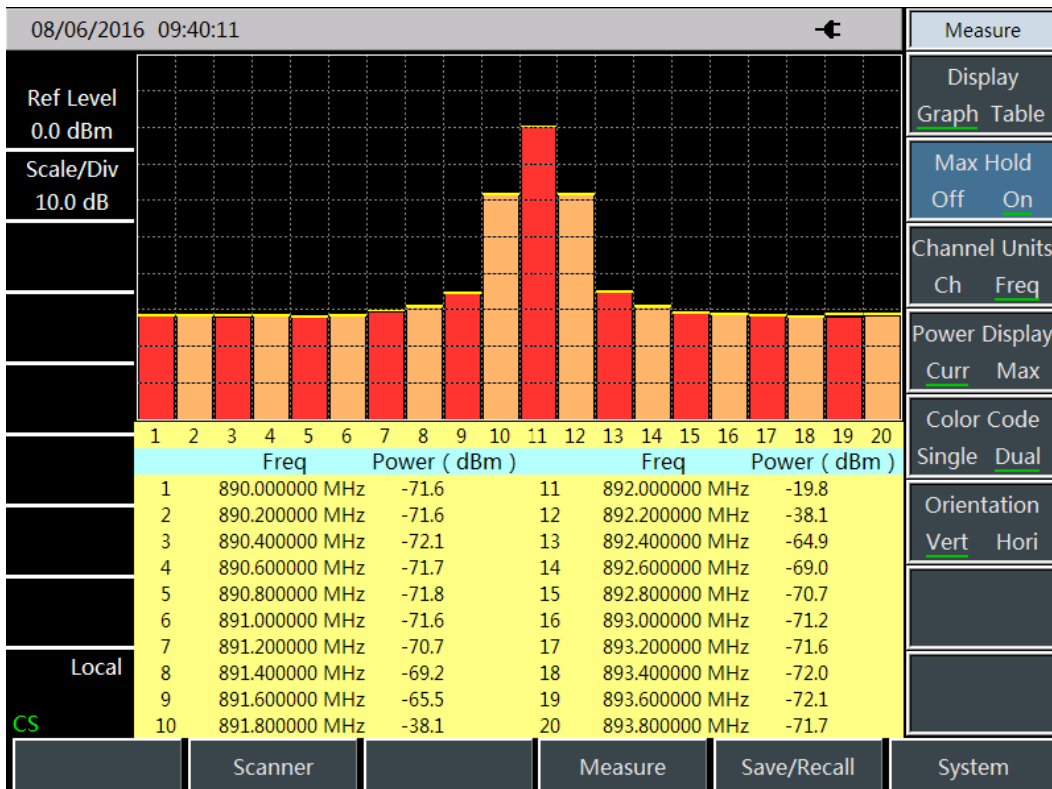
Field Strength



Interference Analyzer (Spectrogram)



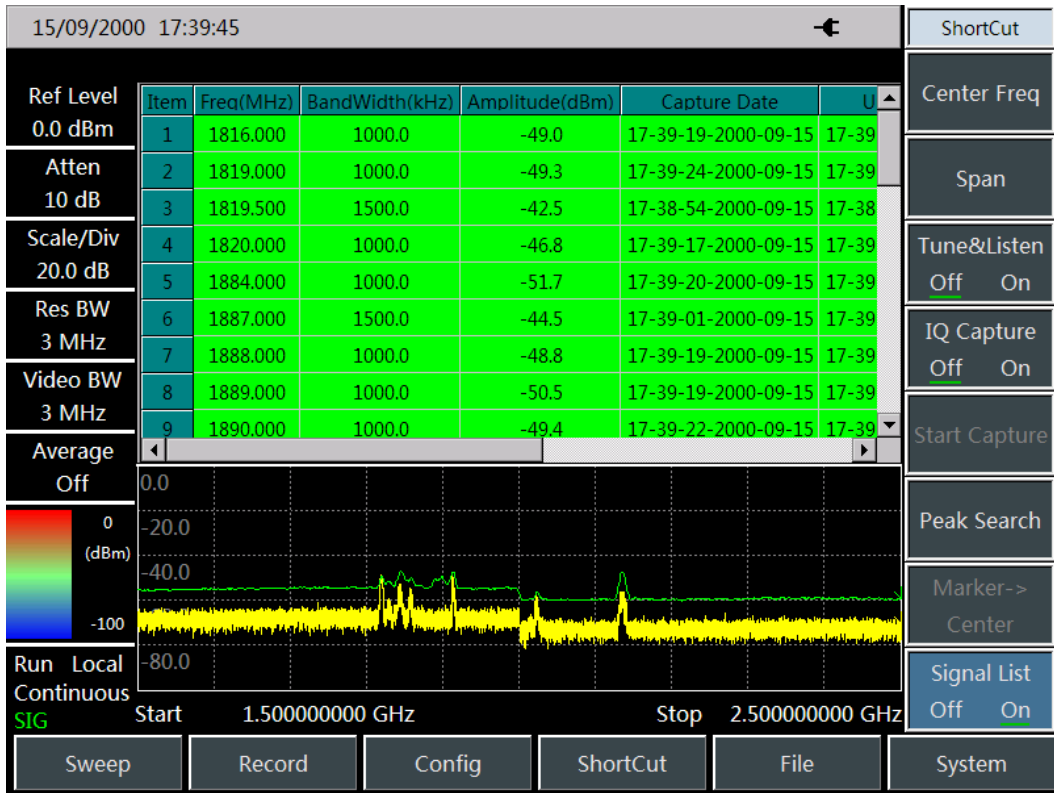
AM/FM/PM Demodulation



Channel Scanner

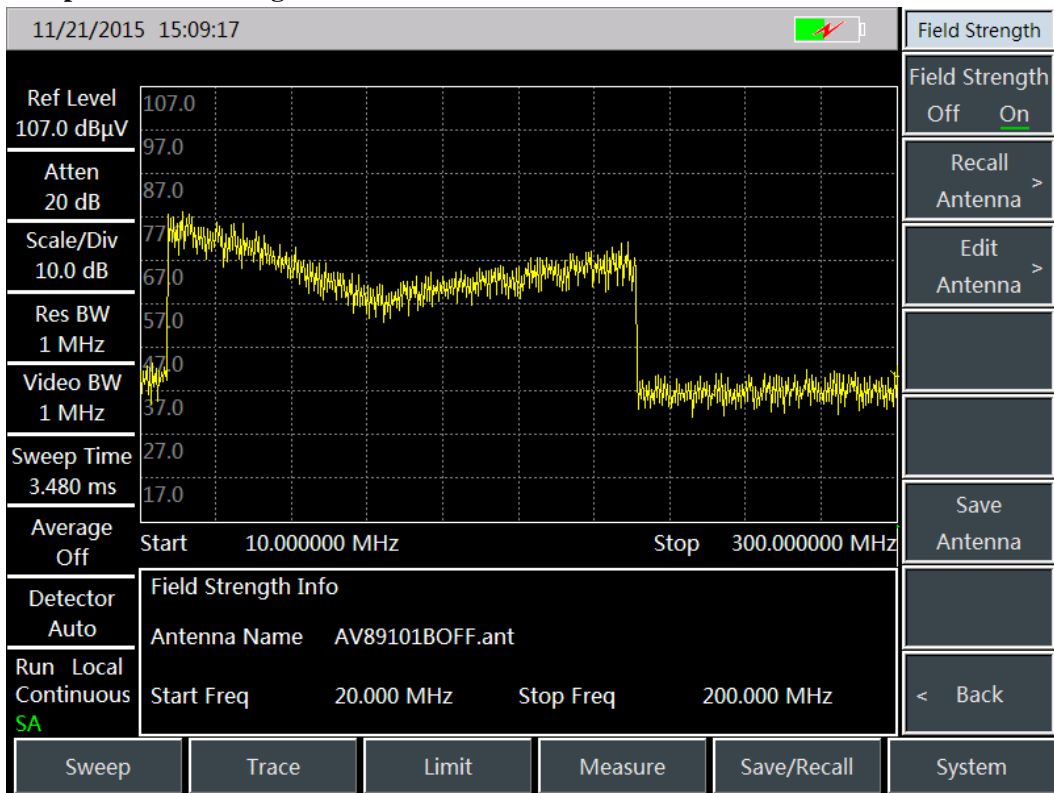


Power Meter (USB Power Probe)

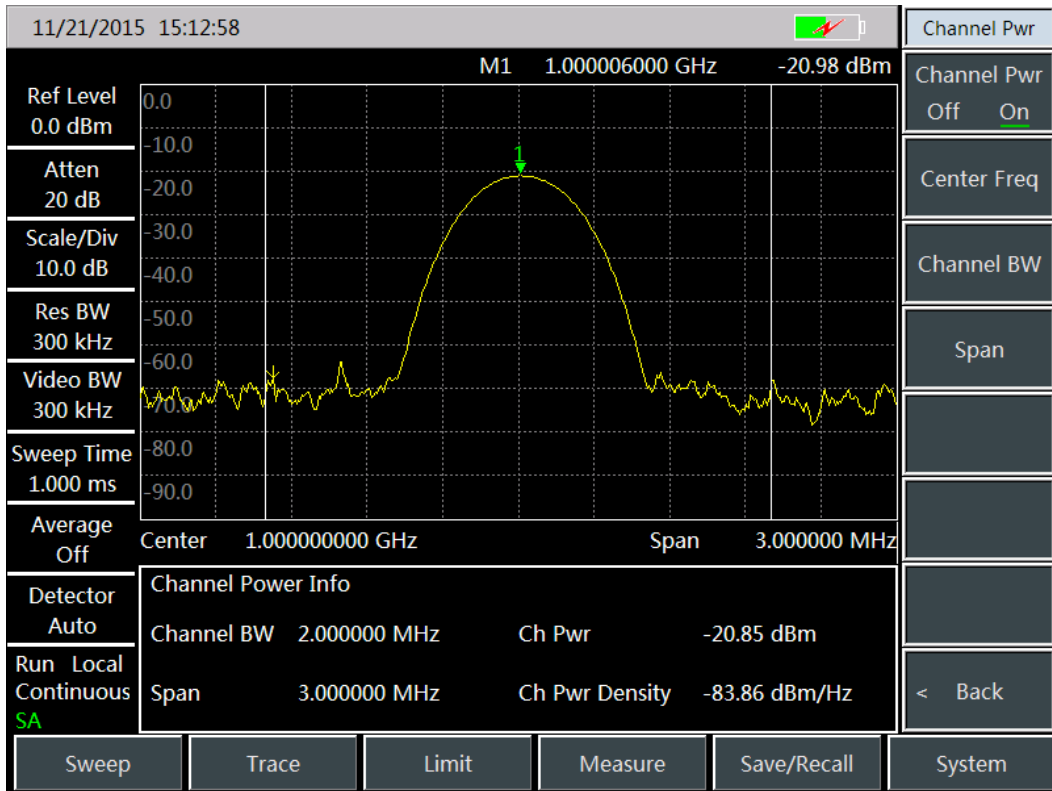


Signal Analyzer

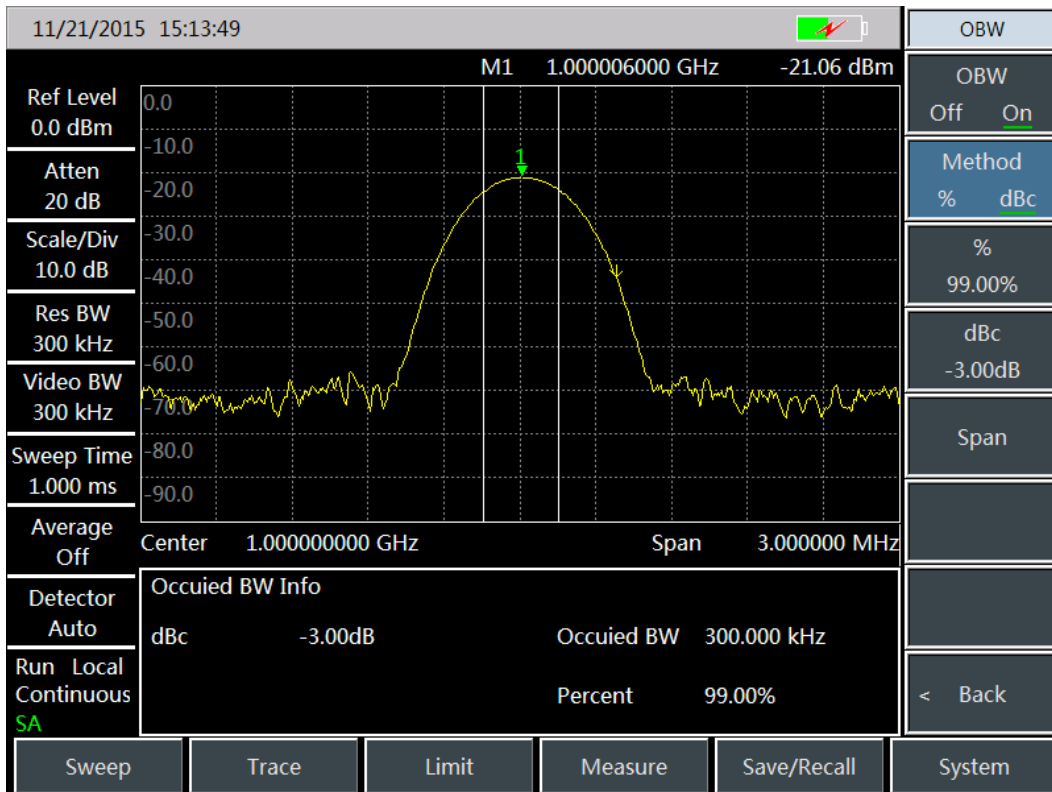
Comprehensive Intelligent Measurement Function



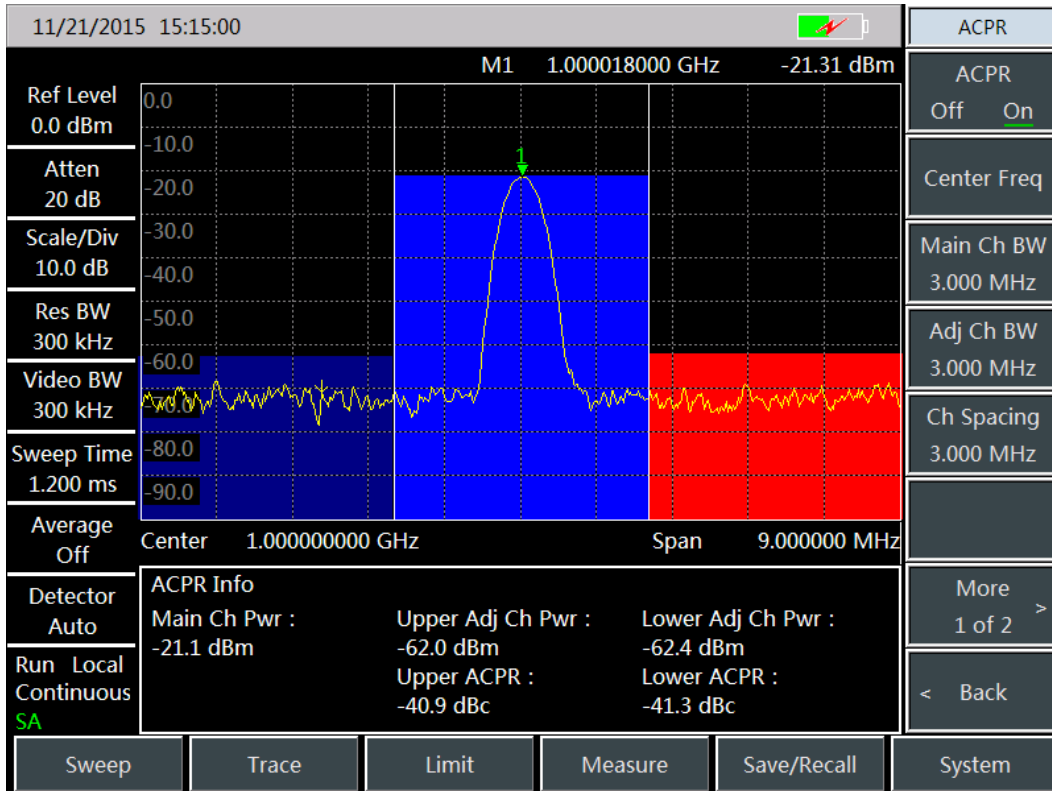
Field Strength Measurement



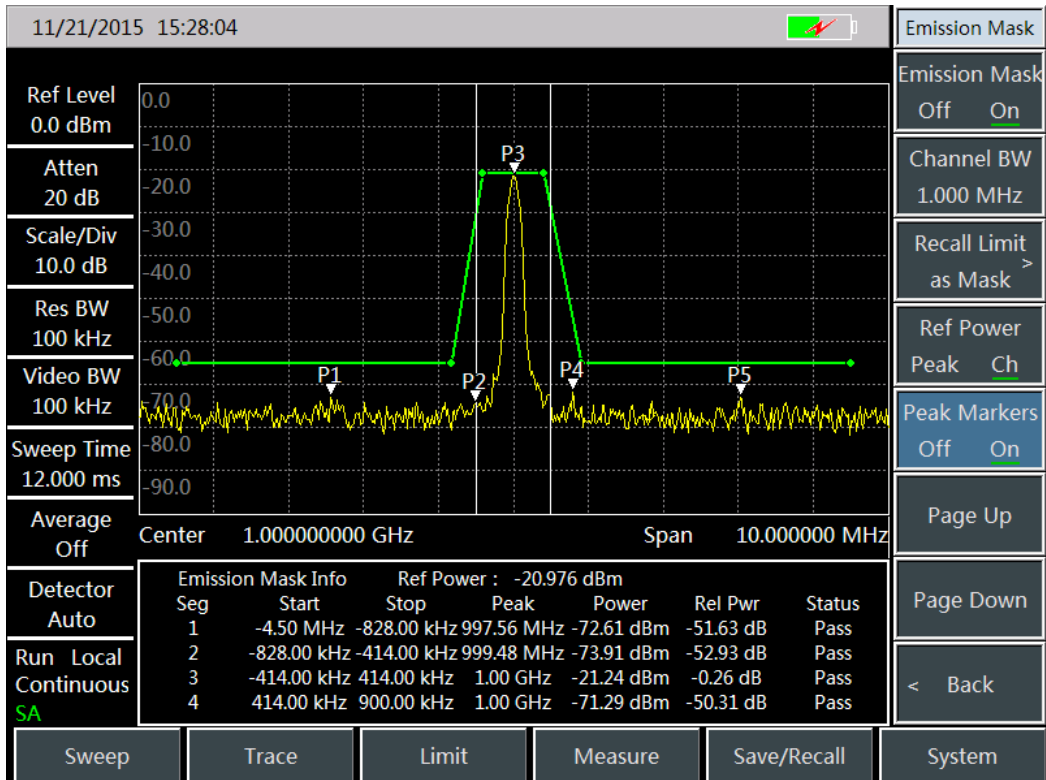
Channel Power



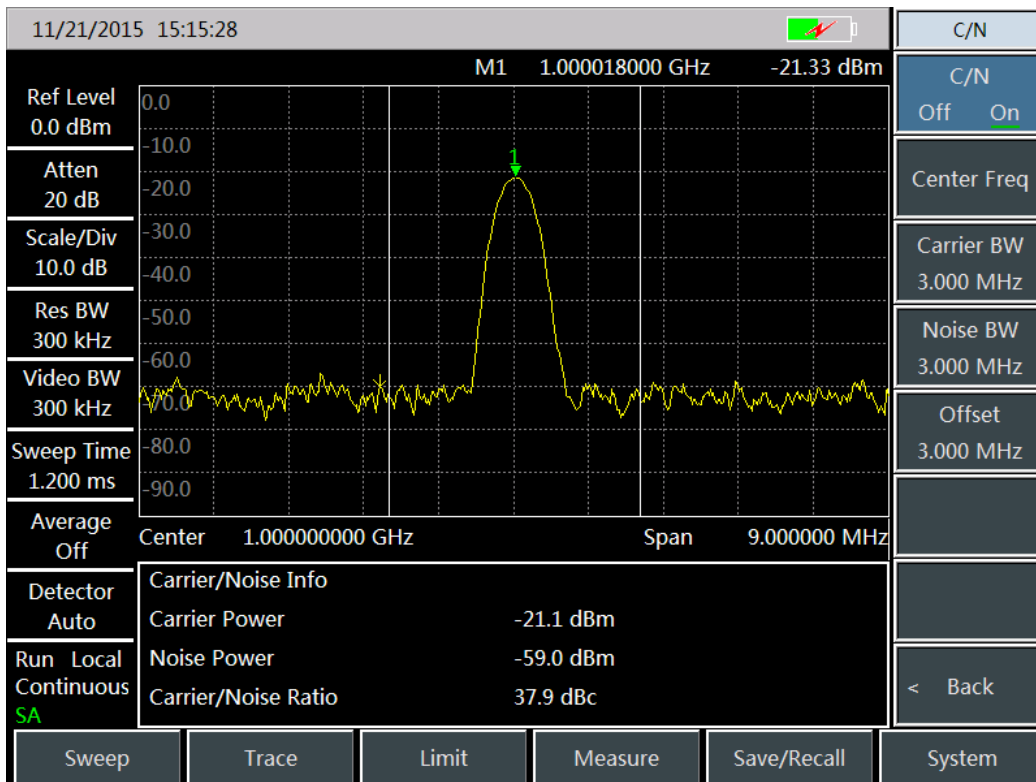
Occupied Bandwidth



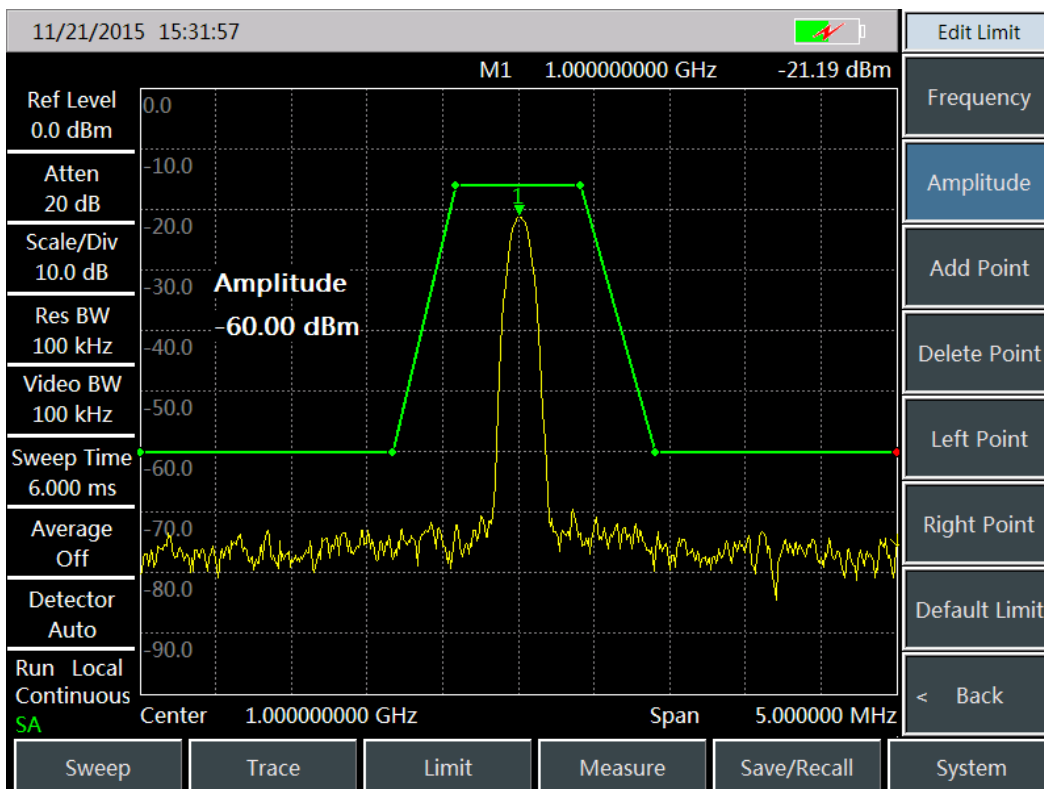
Adjacent-Channel Power Ratio



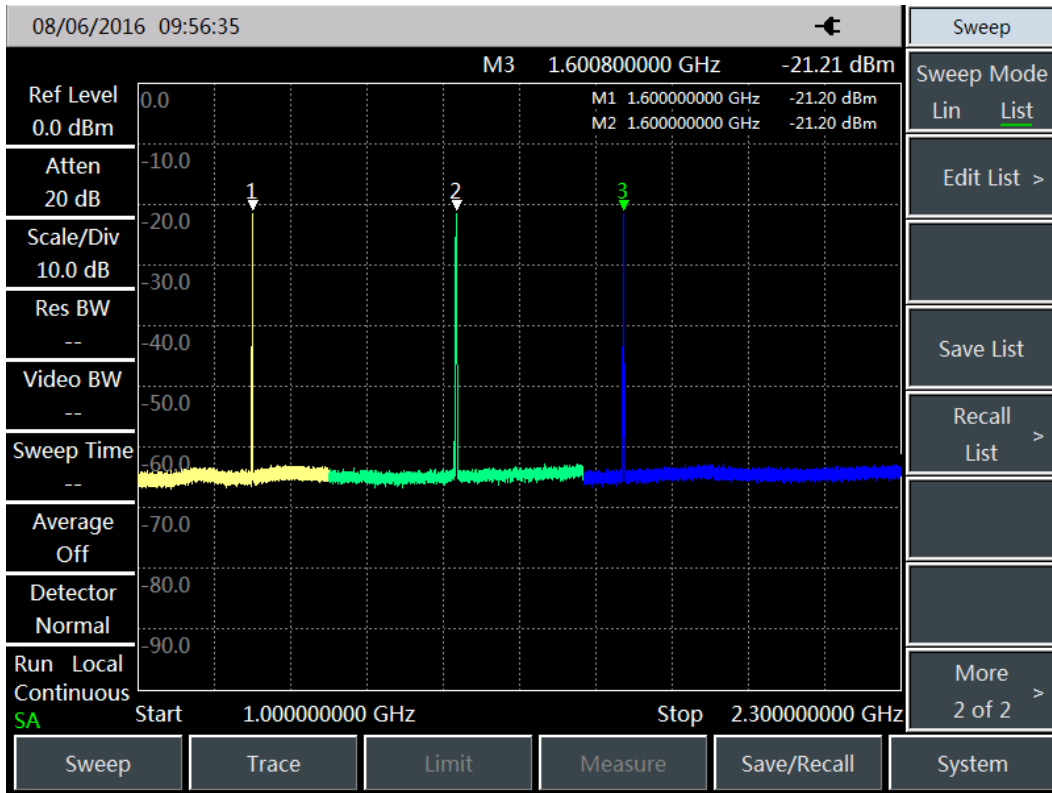
Emission Mask



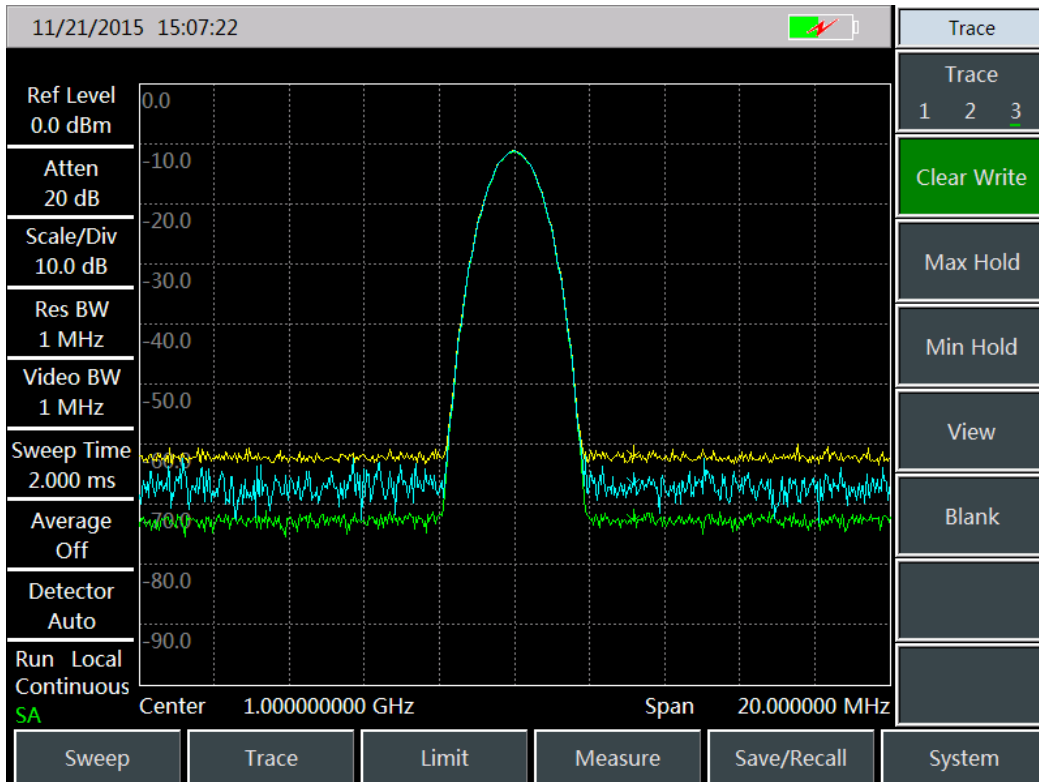
Carrier-to-Noise Ratio



Limit Line




List Sweep



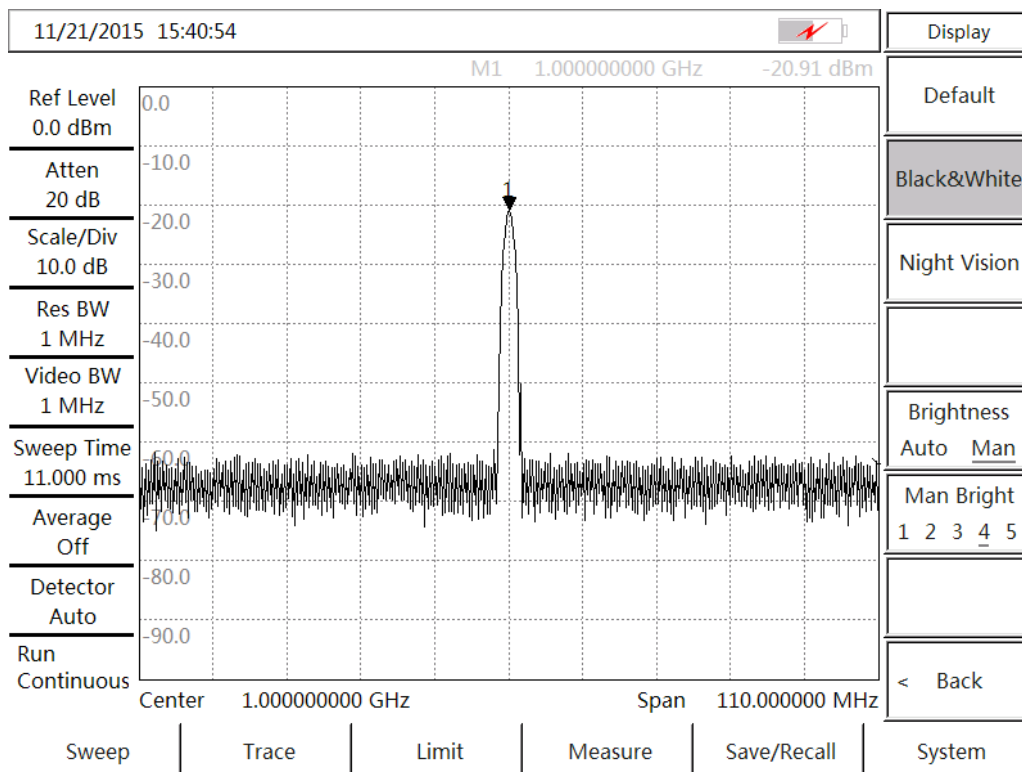
Multi-Traces

Various Auxiliary Test Interfaces

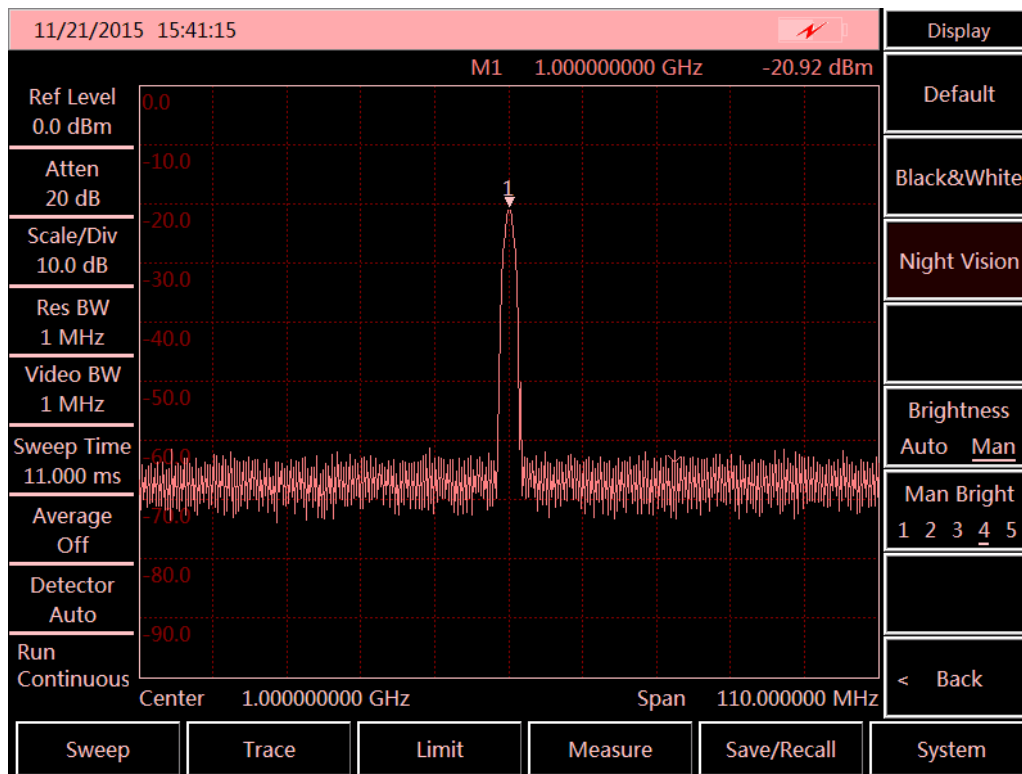


Easy & Convenient User Operation

- One-click quick measurement
- Storage and invocation of state and data
- Combination of 8.4 inch LCD and capacitive touch screen, smaller light refraction and clearer display
- Convenient capacitive touch screen operation
- Various display modes, better experience under outdoor light and night vision
- Backlight keys enable easy viewing in darkness



Outdoor Mode



Night Vision Mode

Typical Applications

Comprehensive Performance Evaluation of Electronic Weapon Equipment

4024 series spectrum analyzer has advantages of wide frequency range, high performance index, high sweep speed, multiple test functions, and easy operation. It is handheld, compact and light, which can be power supplied by battery. It can be used for the field installation & calibration, repair & maintenance of electronic weapon equipment in fields of radar, communication, electronic countermeasures & reconnaissance, and precision guidance etc.

Field Test and Diagnosis of Transmitter and Receiver

4024 serious spectrum analyzers have various measurement function modes like spectrum analyzer, interference analyzer, AM/FM/PM analyzer, power meter, channel scanner etc., as well as various intelligent measurement functions such as channel power, occupied bandwidth, adjacent-channel power ratio, carrier-to-noise ratio, field strength measurement, emission mask etc.. It can provide comprehensive spectrum analysis and diagnosis service for the field test of transmitter and receiver.

Broadband Spectrum Monitoring, Interference Recognition

Connected with external directive antenna, 4024 series spectrum analyzer can be used for electromagnetic environment detection, radio interference analysis, electromagnetic environment background assessment, spectrum monitoring and illegal channel interference signal recognition.

Technical Specifications

Model	4024A/B/C/D/E/F/G	
Frequency Range	4024A: 9kHz~4GHz 4024B: 9kHz~6.5GHz 4024C: 9kHz~9GHz 4024D: 9kHz~20GHz 4024E: 9kHz~26.5GHz 4024F: 9kHz~32GHz 4024G: 9kHz~44GHz Tuning Resolution:1Hz	
Frequency Reference	Frequency: 10MHz Aging: ± 0.5 ppm/Year Initial Frequency Accuracy: ± 0.3 ppm Temperature Stability: ± 0.1 ppm(-10~50°C, Comparative to 25°C)	
Sweep Time	Range: 10 μ s~600s (Zero Span) Accuracy: $\pm 2.00\%$ (Zero Span)	
Frequency Readout Accuracy	$\pm(\text{Frequency Readout} \times \text{frequency Reference} + 2\% \times \text{Span} + 10\% \times \text{Resolution Bandwidth})$	
Frequency Span	Range: 100Hz~Upper Frequency Limit of Corresponding Model or 0Hz Accuracy: $\pm 2.0\%$	
Resolution Bandwidth	1Hz~10MHz (1-3 Times of Stepping)	
Video Bandwidth	1Hz~10MHz (1-3 Times of Stepping)	
SSB Phase Noise (Carrier 1GHz)	4024A/B/C: ≤ -108 dBc/Hz@ Frequency Offset 10kHz ≤ -112 dBc/Hz@ Frequency Offset 100kHz ≤ -118 dBc/Hz@ Frequency Offset 1MHz ≤ -129 dBc/Hz@ Frequency Offset 10MHz	4024D/E/F/G: ≤ -102 dBc/Hz@ Frequency Offset 10kHz ≤ -106 dBc/Hz@ Frequency Offset 100kHz ≤ -111 dBc/Hz@ Frequency Offset 1MHz ≤ -123 dBc/Hz@ Frequency Offset 10MHz
Displayed Average Noise Level	Pre-amp Off: ≤ -138 dBm(10MHz~20GHz) ≤ -135 dBm(20GHz~32GHz) ≤ -127 dBm(32GHz~40GHz) Pre-amp On: ≤ -157 dBm(10MHz~20GHz) ≤ -154 dBm(20GHz~32GHz) ≤ -148 dBm(32GHz~40GHz)	
Residual Response	4024A/B/C: Pre-amp Off: ≤ -82 dBm (10MHz~9GHz) Pre-amp On: ≤ -95 dBm (10MHz~9GHz) (Exceptional Frequency:	4024D/E/F/G: Pre-amp Off: ≤ -90 dBm(10MHz~13GHz) ≤ -85 dBm (13GHz~20GHz) ≤ -80 dBm (20GHz~44GHz) Pre-amp On: ≤ -100 dBm (10MHz~32GHz) ≤ -95 dBm (32GHz~44GHz)

	3200MHz)	(Exceptional Frequency: 3200MHz)
Second Harmonic Distortion	<-60dBc (Attenuation 0dB, -30dBm Input Signal)	
Absolute Amplitude Accuracy (20 °C ~30 °C, 30 Minutes of Preheating)	±1.8dB (10MHz~13GHz) ±2.3dB (13GHz~40GHz)	
Input Attenuator	4024A/B/C: Attenuation Range: 0dB~30dB, 5dB Stepping	4024D/E/F/G: Attenuation Range: 0dB~50dB, 10dB Stepping
Maximum Continuous Input	4024A/B/C: +27dBm Peak Typical(≥10dB Attenuation) +20dBm Peak Typical(<10dB Attenuation) +10dBm Peak Typical(Pre-amp ON)	4024D/E/F/G: +30dBm Peak Typical(≥10dB Attenuation) +23dBm Peak Typical(<10dB Attenuation) +13dBm Peak Typical(Pre-amp ON)
Reference Level	Range: -120dBm~+30dBm Conversion Uncertainty: ±1.20dB	
Battery Power Supply	4024A/B/C: About 3h	4024D/E/F/G: About 2.5h
Dimension	314mm (W)×218mm (H)×91mm (D) (Excluding Handle, Stand) 338mm(W)×218mm (H)×100mm (D) (Including Handle, Stand)	
Weight	4024A/B/C: about 4.5kg	4024D/E/F/G: about 5kg
Working Temperature	-10°C ~+50°C	
Storage Temperature	-40°C ~+70°C	
Electromagnetic Compatibility	Conforms to GJB3947A-2009 3.9.1 Requirements	
Power Consumption	4024A/B/C: ≤25W	4024D/E/F/G: ≤30W
Test Interface	4024A/B/C/D/E: Type-N Connector (female) 4024F/G: 2.4mm Connector(male)	
Other Interfaces	10MHz Reference Input/Output: BNC Female Connector External Triggering Input: BNC Female Connector IF Output: BNC Female Connector GPS Antenna Input: BNC Female Connector	
Tracking Generator (Options)	Frequency Range	4024A: 100kHz~4GHz 4024B: 100kHz~6.5GHz 4024C: 100kHz~9GHz
	Amplitude Range	0dBm~-40dBm
	Minimum Amplitude Step	0.1dB min
	Amplitude Accuracy	±2.50dB (Frequency Range 10MHz~9GHz, 20°C~30°C)

	Sideband Noise	1GHz frequency point, 0dBm output: $\leq -90\text{dBc/Hz}$ @10kHz frequency offset $\leq -95\text{dBc/Hz}$ @100kHz frequency offset $\leq -110\text{dBc/Hz}$ @1MHz frequency offset
--	----------------	--

Ordering Information

Main Unit: 4024A Spectrum Analyzer (9kHz~4GHz)

Main Unit: 4024B Spectrum Analyzer (9kHz~6.5GHz)

Main Unit: 4024C Spectrum Analyzer (9kHz~9GHz)

Main Unit: 4024D Spectrum Analyzer (9kHz~20GHz)

Main Unit: 4024E Spectrum Analyzer (9kHz~26.5GHz)

Main Unit: 4024F Spectrum Analyzer (9kHz~32GHz)

Main Unit: 4024G Spectrum Analyzer (9kHz~44GHz)

Standard Package

No.	Description
1	Standard 3-Phase Power Cord
2	Power Adapter
3	Quick guide
4	USB Cable
5	Built-In Rechargeable Lithium Ion Battery
6	Certificate of Conformity

Options

Serial No.	Description	Function
4024-001	Optional Accessories of English Version	English Signs、Keys、Menu
4024-002	User Manual (Chinese)	-
4024-003	User Manual (English)	-
4024-004	Programming Manual (Chinese)	-
4024-005	Programming Manual (English)	-
4024-006	Power Adapter	Power Adapter
4024-007	Rechargeable Lithium Ion Battery	Standby Battery
4024-008	Purple Cat5e Cable	Point to Point, 2 Meters
4024-009	Micro SD Card	Class4, Capacity: 8G
4024-010	GPS Antenna	GPS exposed Antenna
4024-011	USB Power Meter Option	Provide USB Power Measurement Function (Requires USB Power Probe:012/013/014/015)
4024-012	87230 USB CW Power Probe	9kHz~6GHz Power Probe
4024-013	87231 USB CW Power Probe	10MHz~18GHz Power Probe

4024-014	87232 USB CW Power Probe	50MHz~26.5GHz Power Probe
4024-015	87233 USB CW Power Probe	50MHz~40GHz Power Probe
4024-016	Interference Analyzer Option	Provide Spectrogram, RSSI Measurement etc. Functions
4024-017	AM/FM/PM Analyzer Option	To Realize Modulation Characteristics Analysis of AM/FM/PM Signals
4024-018	Channel Scanner Option	To Realize Signal Power Measurement of Multiple Channels and Frequency
4024-019	List Sweep Option	To Realize Continuous Sweep Measurement of Various Frequency Bands
4024-020	Zero Span IF Output	Output the Third or Fourth IF Signal (Choose One of Two)
4024-021	89101A Antenna	Frequency Range:10kHz~20MHz (Requires Option 025)
4024-022	89101B Antenna	Frequency Range:20MHz~200MHz (Requires Option 025)
4024-023	89101C Antenna	Frequency Range:200MHz~500MHz (Requires Option 025)
4024-024	89101D Antenna	Frequency Range:500MHz~4GHz (Requires Option 025)
4024-025	89401 Antenna Amplifier	Frequency Range:10kHz~4GHz,N(f) (Requires Option 021/022/023/024)
4024-026	89901 Antenna	Frequency Range:1GHz~18GHz,N(f)
4024-027	89902 Antenna	Frequency Range:18GHz~40GHz,2.92mm(f)
4024-028	Functional Bag	Protect the Instrument
4024-029	Backpack	Easy to Carry
4024-030	Safety Instrument Carrying Case	Used to Carry
4024-031	89901 Antenna Handle	Requires Option 026
4024-032	89902 Antenna Handle	Requires Option 027
4024-033	Signal Analyzer	To Realize the rapid analysis of interference signal, and provide the audio output and IQ Capture
4024-034	Field Strength Option	Provide Pscan, Fscan, MScan etc. Functions
4024-035	4GHz Tracking Generator	Frequency Range 100kHz~4GHz (Only For 4024A)

4024-036	6.5GHz Tracking Generator	Frequency Range 100kHz~6.5GHz (Only For 4024B)
4024-037	9GHz Tracking Generator	Frequency Range 100kHz~9GHz (Only For 4024C)