



1465A/B/C/D/F/H/L-V Vector Signal Generator (100kHz~67GHz)



China Electronics Technology Instruments Co., Ltd.

Product Overview

1465-V series signal generators has excellent vector modulation performance within the frequency range of 100kHz-67GHz. It has 200MHz internal modulation bandwidth and 2GHz external modulation real-time bandwidth, which can meet various modulation needs of wideband signals. The generator has excellent spectrum purity and output power specifications. The phase noise of 10GHz carrier @10kHz frequency offset can be reached to -126dBc/Hz, to meet high-level test needs which have strict requirements of testing signals. The generator also has excellent vector modulation accuracy and at the full frequency range the EVM is less than 1.4%(4Msps), which makes the generator be used in metrology purpose. The baseband signal generator can be set easily with flexible performance and many modulation formats. More than 20 kinds of common modulation formats are supported, such as PSK, QAM, FSK, ASK and so on. The arbitrary wave modulation support 5 kinds of download file format, users can edit and download the waveform according to their own requirement. Thus various signal modulation can be accomplished and complex signals can be generated. Besides, the "airspace capsule" operation interface design and 10.1 inch high-brightness touch screen can bring a brand-new operation experience to users.

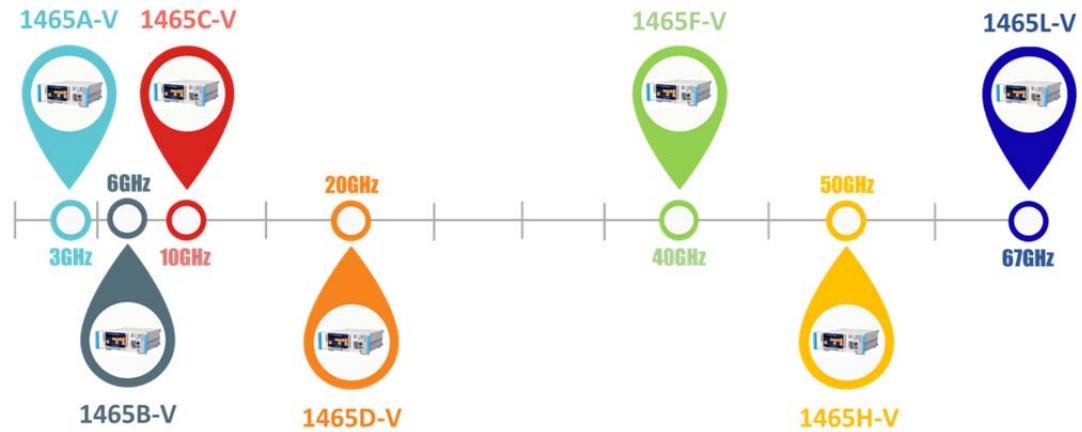
With wide frequency band and modulation bandwidth, 1465-V series signal generator can not only provide user with analog and vector modulated signal with great spectrum purity and modulation types, but also can help user edit arbitrary waves flexibly. It's an ideal choice for performance test of components, modules, communications, navigation, radar, and other electronic systems.

Main Characteristics

- Broadband vector signal generation
- Large vector modulation bandwidth
- High compatible arbitrary wave data format download
- High purity spectrum
- Broadband and high-power output
- Metrology grade vector modulation accuracy
- Complete universal digital modulation format
- Convenient touch screen control
- Multiple control and function extension interfaces

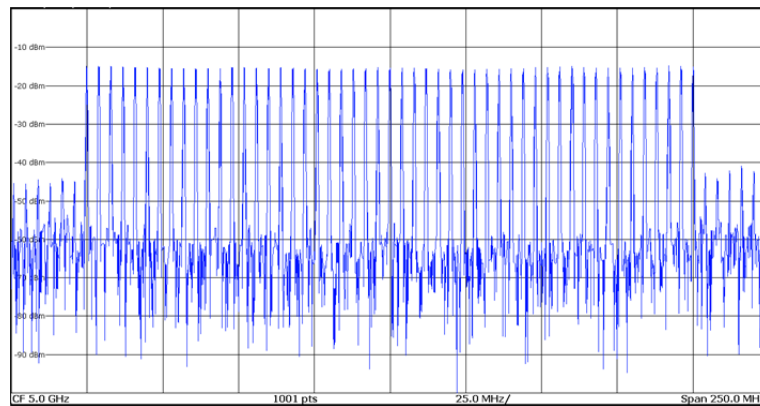
Broadband vector signal generation

1465-V series signal generators can provide various signal testing solutions covering 3GHz/6GHz/10GHz/20GHz/40GHz/50GHz/67GHz to meet user's specific needs in different fields. Especially, 1465L-V signal generator with 100kHz~67GHz frequency range can meet test needs of most users .

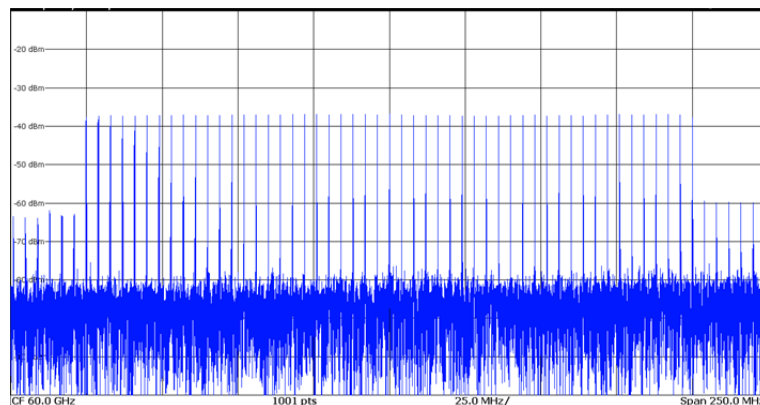


Large Vector Modulation Bandwidth

1465-V series signal generators can provide 200MHz internal modulation bandwidth and 2GHz external modulation bandwidth (above 3.2GHz carrier) vector signal generation function .



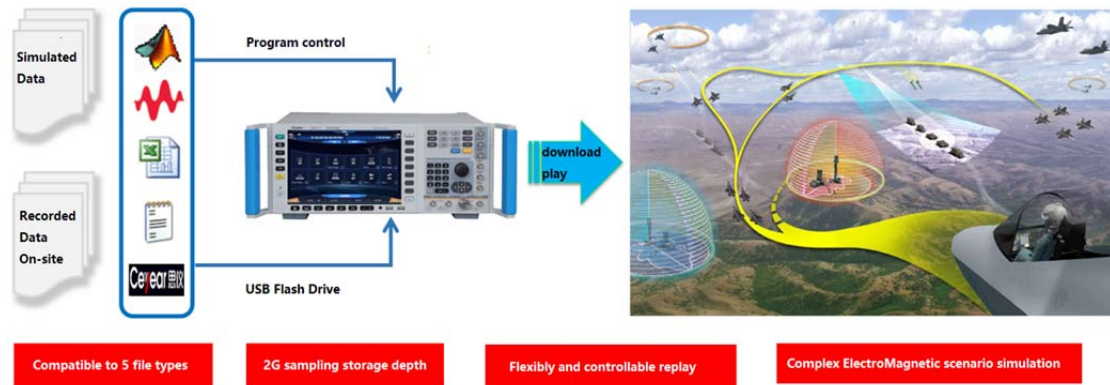
Multi-tone signal using 5GHz carrier and 200MHz modulation bandwidth



Multi-tone signal using 60GHz carrier and 200MHz modulation bandwidth

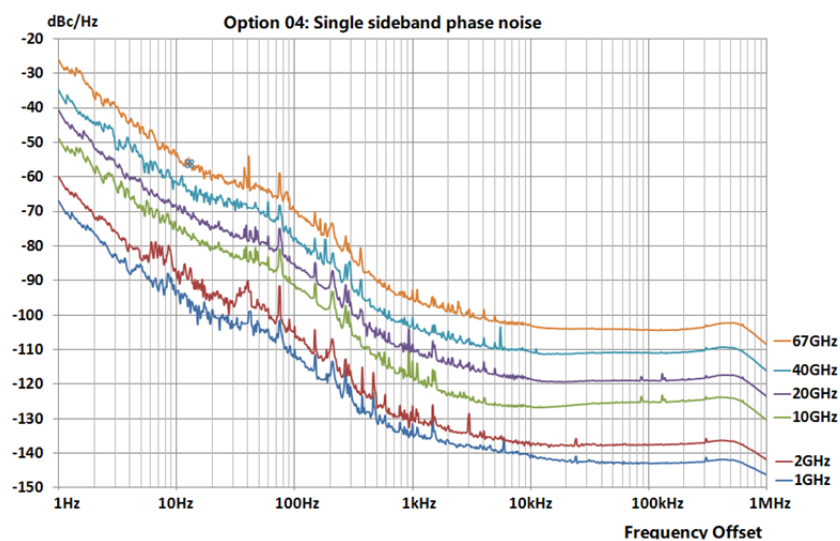
High Compatible Arbitrary Wave Data Format Download

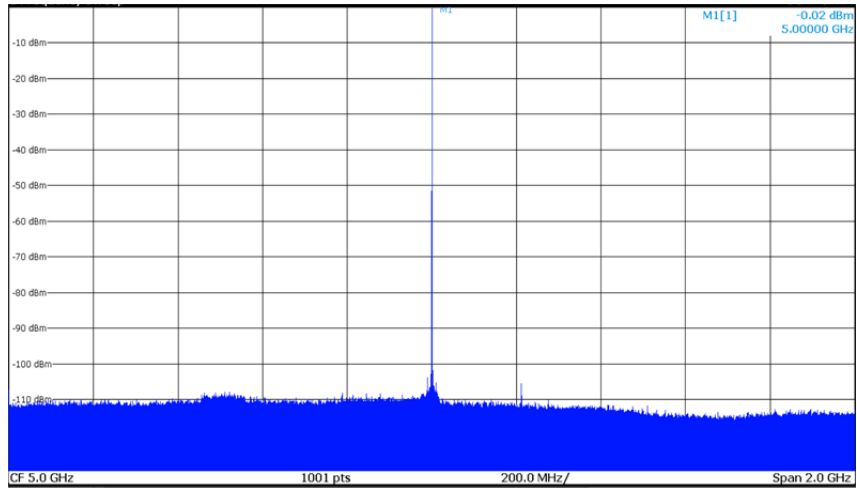
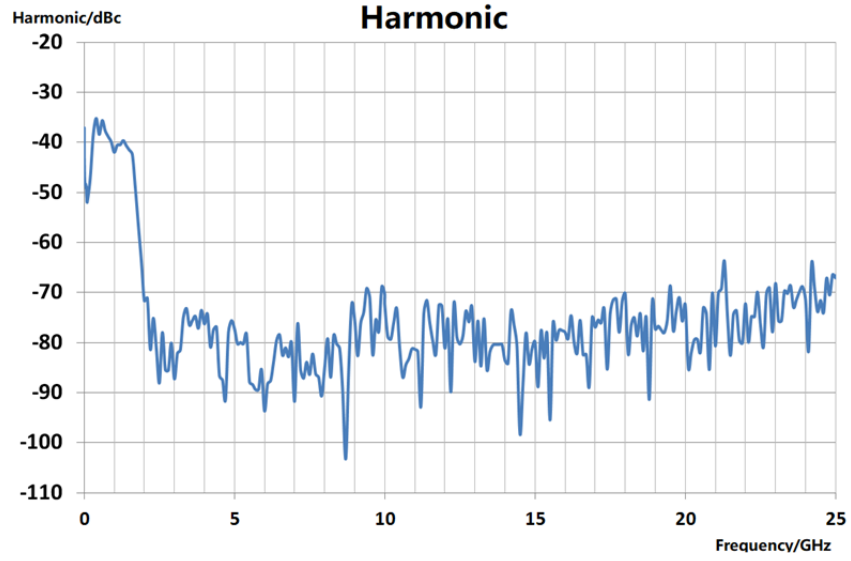
1465-V series signal generators support direct download and display of arbitrary waveforms. The file formats include Mat-File 5, ASCII, Binary, cap and csv. The generator has a 2GSa storage depth.



High purity spectrum

1465-V series signal generators are able to output extremely pure signal spectrum. The single side band phase noise of 10GHz carrier and 10kHz frequency offset has a typical value of -126dBc/Hz and 1GHz carrier and 10kHz frequency offset typically reaches -142dBc/Hz. It can be used for Doppler radar as well as high-performance receiver block and adjacent channel selectivity test. It also can be an ideal alternative device for local oscillator and low jitter timer.

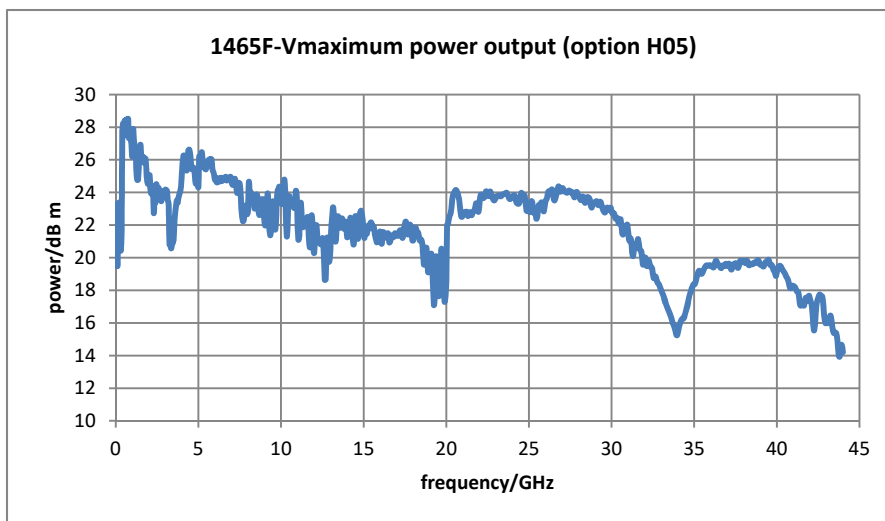
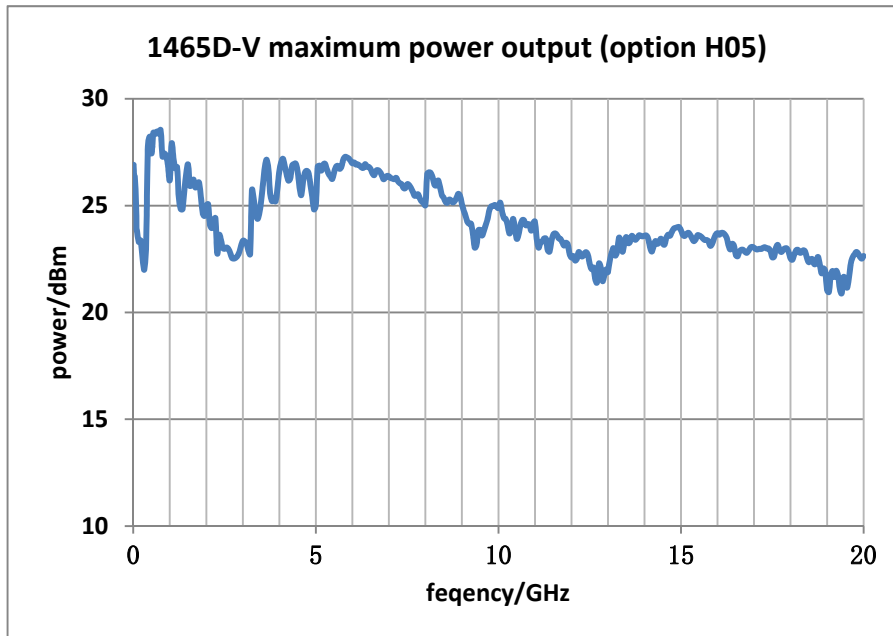




2GHz sweep width non-harmonic curve

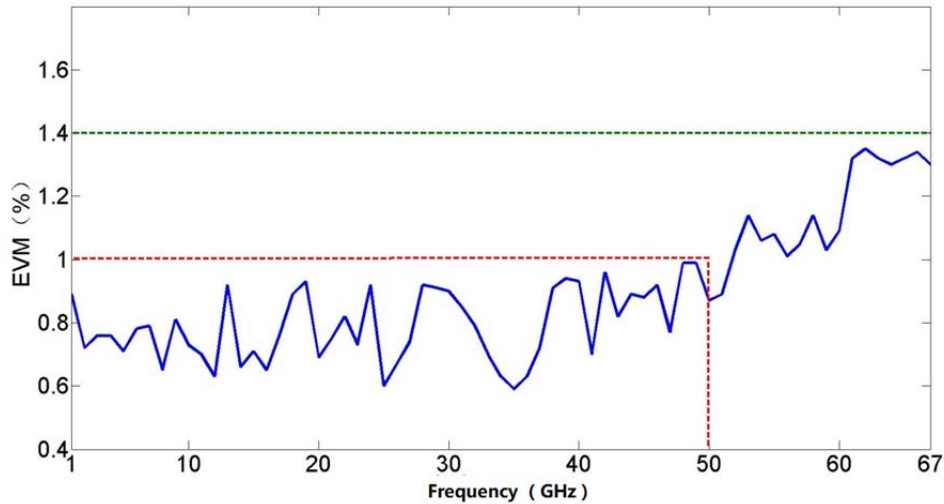
Broadband and high-power output

For high-power option H05, typical values for the maximum output power are +22dBm at 20GHz and +16dBm at 40GHz. There's no need for an external amplifier when you need high power stimulus signal during test. And what's more, the power accuracy and stability are better.



Metrology Grade Vector Modulation Accuracy

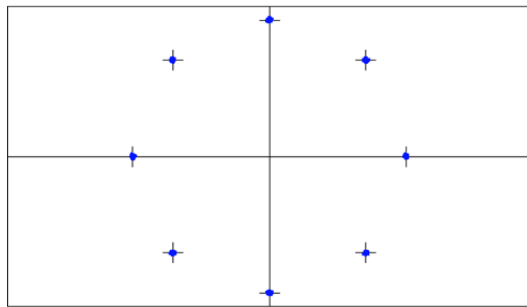
1465-V series signal generators has excellent vector modulation accuracy. The EVM is less than 1.4% (typical value<1.0%) at the frequency range 100kHz-40GHz, and EVM<2.5% (typical value<1.5%) at the frequency range 40GHz-67GHz .



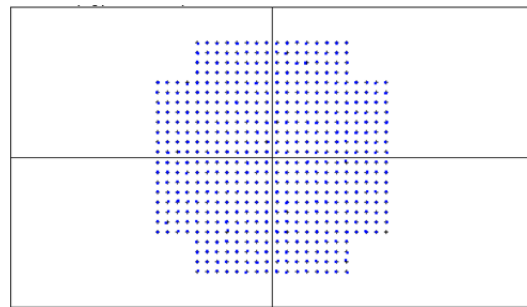
Symbol rate: 4Msps, root-Nyquist filter, $\alpha=0.3$, EVM test under QPSK

Complete Universal Digital Modulation Format

1465-V series signal generators can provide real-time generation of universal digital modulation signals, including more than 20 kinds of modulations, such as PSK、QAM、FSK、MSK etc.



8PSK



512QAM

Convenient touch screen control

A 10.1-inch LED display screen of 1280×800 resolution shows the instrument states information clearly. Conspicuous color matching, proper function division and various function panel buttons provide a fresh sight of vision, easy operation and higher test efficiency for you. Besides with the panel buttons, the instrument can be controlled independently by operating with enter knob, sliding or clicking on the touch screen, and using external keyboard or mouse.

Multiple Control and Function Extension Interfaces

Support various auxiliary interfaces such as USB, LAN, GPIB, Monitor. The USB interface can be used for data transmission and external keyboard/mouse. LAN and GPIB can be used for programmable control. The monitor connector can be used for external display when using a CRT or LCD.

Typical Applications

High-reliability Communication system Test

1465-V series signal generator can generate high-performance user-defined modulation and basic digital modulation signal within frequency range of 100kHz~67GHz. The instrument can provide repeatable and reliable test signals for satellite communication. Its external wide bandwidth vector modulation and user-defined data features as well as additive noise function can create a real-world signal and help users to make product performance confirmation.

To Simulate Various Application Scenes for Radar and EM Environment

1465-V series signal generator has wide frequency range and high resolution(16bit)as well as powerful signal simulation function. It can generate complex sequences of various modulation formats by editing waveform segment under different scenes. Together with abundant functional synchronous trigger interface, it can simulate complex interference signal under actual environment and accomplish anti-interference test of radar equipment.

Provide Accurate Arbitrary Wave Modulation Signal

1465-V series signal generator has 2G sampling point waveform storage capacity. This feature can allow designer to generate a long-time test data, which may be more close to the reality. User can create one of the kinds of arbitrary wave data using the third party tools or software.

High-performance Receiver Test

1465-V series signal generator has a 140dB output dynamic range and extremely high frequency stability as well as 0.001Hz frequency resolution. It can output high-accuracy standard test signal which can solve parameter test problem such as sensitivity, dynamic range and channel selectivity to accomplish test of high-performance receiver used in radar, electronic warfare and communication equipment.

Local Oscillator Substitution

1465-V series signal generator has extremely high signal quality, thus can be used as an ideal device to substitute LO when testing transmitter and receiver and other systems. It will guarantee your test accuracy and creditability by avoiding negative influences that low-quality LO brings in.

Technical Specifications

Frequency properties					
Frequency range	1465A-V:100kHz~3GHz (Min. frequency of 9kHz) 1465B-V:100kHz~6GHz (Min. frequency of 9kHz) 1465C-V:100kHz~10GHz 1465D-V:100kHz~20GHz 1465F-V:100kHz~40GHz (Max. frequency of 44GHz) 1465H-V:100kHz~50GHz 1465L-V:100kHz~67GHz	Frequency	N (Internal YO harmonic order)		
		100kHz≤f≤250MHz	1/8		
		250MHz<f≤500MHz	1/16		
		500MHz<f≤1GHz	1/8		
		1GHz<f≤2GHz	1/4		
		2GHz<f≤3.2GHz	1/2		
		3.2GHz<f≤10GHz	1		
		10GHz<f≤20GHz	2		
		20GHz<f≤28.5GHz	3		
		28.5GHz<f≤50GHz	5		
50GHz<f≤67GHz	10				
Frequency resolution	0.001Hz				
Frequency switching time	<20ms				
Time-base aging rate (Typical value ²)	5×10 ⁻¹⁰ /day (after 30-day continuous power-on)				
Reference output	Frequency	10MHz			
	Power	>+4dBm, to 50Ω			
Reference input	Frequency	1-50MHz, 1Hz step			
	Power	-5dBm+10dBm, 50Ω impedance			
Sweep properties					
Sweep mode	Step sweep, List sweep, Analog sweep, Power sweep				
Analog sweep (option H03)	Max. sweep speed	100kHz≤f≤500MHz	25MHz/ms		
		500MHz<f≤1GHz	50MHz/ms		
		1GHz<f≤2GHz	100MHz/ms		
		2GHz<f≤3.2GHz	200MHz/ms		
		3.2GHz<f	400MHz/ms		
	Sweep accuracy	0.05 % Sweep width (for 100m, within the maximum width of 100ms as specified)			
Power properties					
Min. power	Model	Standard package	Option H01A/B		
	1465A/B/C/D/F-V	-20dBm	-110dBm (-135dBm configurable)		
	1465H/L-V	-20dBm	-90dBm (-110dBm configurable)		
Max. power (25±10°C)	Frequency range	Standard package	H01A/B programmable	H05 high	Options H01A/B+

			step attenuator option	power output option	H05
	1465A/B/C/D-V				
	100kHz≤f≤20GHz	15dBm	15dBm	20 ³ dBm	20 ³ dBm
	1465F-V				
	100kHz≤f≤9GHz	10dBm	10dBm	18dBm	18dBm
	9GHz<f≤30GHz	10dBm	10dBm	15dBm	15dBm
	30GHz<f≤40GHz	10dBm	10dBm	12dBm	12dBm
	1465H/L-V				
	100kHz≤f≤15GHz	5dBm	5dBm	15dBm	15dBm
	15GHz<f≤30GHz	5dBm	5dBm	12dBm	12dBm
	30GHz<f≤60GHz	5dBm	4dBm	8dBm	6dBm
	60GHz<f≤67GHz	4dBm	3dBm	6dBm	4dBm
Power accuracy (25±10°C)	Standard				
	Power Frequency (dBm)	>10~20	>-10~10	-20~-10	
	100kHz≤f≤2GHz	±0.8dB	±0.6dB	±1.5dB	
	2GHz<f≤20GHz	±0.8dB	±0.8dB	±1.5dB	
	20GHz<f≤40GHz	±1.0dB	±0.9dB	±1.8dB	
	40GHz<f≤50GHz	---	±1.3dB	±1.8dB	
	50GHz<f≤67GHz	---	±1.5dB	±2.0dB	
	H01A/B programmable step attenuator option				
	Power Frequency (dBm)	>10~20	>-10~10	>-70~-10	-90~-70
	100kHz≤f≤2GHz	±0.8dB	±0.6dB	±0.7dB	±1.5dB
	2GHz<f≤20GHz	±0.8dB	±0.8dB	±0.9dB	±1.8dB
	20GHz<f≤40GHz	±1.0dB	±0.9dB	±1.0dB	±2.0dB
	40GHz<f≤50GHz	---	±1.3dB	±1.5dB	±2.5dB
	50GHz<f≤67GHz	---	±1.5dB	±1.8dB	±3.0dB
Power resolution	0.01dB				
Power temperature Stability	0.02dB/°C (typical value)				
Output Impedance	50Ω (Rating ⁴)				
VSWR (Internal fixed amplitude) (typical Value)	100kHz≤f≤20GHz	<1.6			
	20GHz<f≤40GHz	<1.8			
	40GHz<f≤67GHz	<2.0			
Max. reverse power	0.5W (0V DC) (rating)				
Spectrum purity⁵					
Harmonic (at +10dBm or Max.)	Frequency	Standard package			
	100kHz≤f≤10MHz	<-25dBc			

specified output power, whichever is lower)	10MHz < f ≤ 2GHz	< -30dBc						
	2GHz < f ≤ 6GHz (1465B)	< -30dBc						
	2GHz < f ≤ 20GHz	< -55dBc						
	20GHz < f ≤ 67GHz	< -45dBc (typical value)						
Sub-harmonic (at +10dBm or Max. specified output power, whichever is lower)	100kHz ≤ f ≤ 10GHz	None						
	10GHz < f ≤ 20GHz	< -60dBc						
	20GHz < f ≤ 67GHz	< -45dBc						
Non-harmonic (at 0dBm, beyond 3kHz offset)	Frequency	Standard package			Option H04			
	100kHz ≤ f ≤ 250MHz	< -58dBc			< -58dBc			
	250MHz < f ≤ 3.2GHz	< -74dBc			< -80dBc			
	3.2GHz < f ≤ 10GHz	< -62dBc			< -70dBc			
	10GHz < f ≤ 20GHz	< -56dBc			< -64dBc			
	20GHz < f ≤ 28.5GHz	< -52dBc			< -52dBc			
	28.5GHz < f ≤ 40GHz	< -45dBc			< -45dBc			
Single side band phase noise (dBc/Hz, +10dBm or Max. output power, whichever is smaller)	Frequency	1Hz	10Hz	100Hz	1kHz	10kHz	100kHz	
	100kHz ≤ f ≤ 250MHz	---	---	-104	-121	-128	-130	
	250MHz < f ≤ 500MHz	---	---	-108	-126	-132	-136	
	0.5 GHz < f ≤ 1GHz	---	---	-101	-121	-130	-130	
	1GHz < f ≤ 2GHz	---	---	-96	-115	-124	-124	
	2GHz < f ≤ 3.2GHz	---	---	-92	-111	-120	-120	
	3.2GHz < f ≤ 10GHz	---	---	-81	-101	-110	-110	
	10GHz < f ≤ 20GHz	---	---	-75	-95	-104	-104	
	20GHz < f ≤ 28.5GHz	---	---	-69	-89	-98	-98	
	28.5GHz < f ≤ 50GHz	---	---	-64	-84	-92	-92	
	50GHz < f ≤ 67GHz	---	---	-57	-77	-86	-86	
	H04 ultra low phase noise option							
	100kHz ≤ f ≤ 250MHz ⁶	-64	-92	-105	-123	-138	-141	
	250MHz < f ≤ 500MHz	-67	-93	-111	-126	-138	-142	
	0.5GHz < f ≤ 1GHz	-62	-91	-105	-123	-138	-138	
	1GHz < f ≤ 2GHz	-57	-86	-100	-117	-133	-133	
	2GHz < f ≤ 3.2GHz	-52	-81	-96	-113	-128	-128	
	3.2GHz < f ≤ 10GHz	-43	-72	-85	-105	-120	-120	
	10GHz < f ≤ 20GHz	-37	-66	-79	-98	-114	-114	
	20GHz < f ≤ 28.5GHz	-31	-60	-73	-91	-108	-108	
28.5GHz < f ≤ 50GHz	-26	-54	-68	-85	-102	-102		
50GHz < f ≤ 67GHz	-20	-48	-62	-79	-96	-96		
Modulation properties								

Frequency Modulation (option H02A)	<p>Maximum deviation: $N \times 16\text{MHz}$ (N: YO harmonic number) Accuracy (at 1kHz, $N \times 20\text{kHz} \leq \text{deviation} < N \times 800\text{kHz}$): $< \pm (3.5\% \times \text{set frequency offset} + 20\text{Hz})$ Modulation rate (3dB bandwidth, $N \times 500\text{kHz}$ frequency offset): DC-10MHz Distortion (at 1kHz, $N \times 20\text{kHz} \leq \text{deviations} < N \times 800\text{kHz}$): $< 1\%$</p>		
Phase Modulation (option H02A)	<p>Maximum deviation: Normal mode: $N \times 16\text{rad}$ (N: YO harmonic number) Broadband mode: $N \times 1.6\text{rad}$ (N is YO harmonic number) Accuracy (at 1kHz, $N \times 0.2\text{rad} \leq \text{deviations} < N \times 8\text{rad}$, normal mode) $< \pm (5\% \text{ of deviation} + 0.01 \text{ rad})$ Modulation rate (3dB bandwidth, Broadband mode): DC~10MHz (typical value) Distortion (at 1kHz, $N \times 0.8\text{rad} \leq \text{deviations} < N \times 8\text{rad}$, THD): $< 1\%$</p>		
Amplitude modulation (option H02A)	<p>Max. depth: $> 90\%$ Modulation rate (3 dB bandwidth, 30% modulation depth): DC~100kHz Accuracy (1kHz modulation rate, 30% modulation depth): $\pm(6\% \text{ of setting} + 1\%)$ Distortion (1kHz modulation rate, linear mode, THD, 30% modulation depth): $< 1.5\%$</p>		
Pulse Modulation (option H02B)		500MHz-3.2GHz	$> 3.2\text{GHz}$
	Switch ratio	$> 80\text{dB}$	$> 80\text{dB}$
	Rise and fall time	$< 20\text{ns}$	$< 20\text{ns}$
	Min. pulse width with ALC on	1 μs	1 μs
	Min. pulse width with ALC off	0.1 μs	0.1 μs
Narrow pulse Modulation (option H02C)		50MHz-3.2GHz	$> 3.2\text{GHz}$
	Switch ratio	$> 80\text{dB}$	$> 80\text{dB}$
	Rise and fall time	$< 15\text{ns}$	$< 10\text{ns}$
	Min. pulse width with ALC on	1 μs	1 μs
	Min. pulse width with ALC off	30ns	20ns
Internal modulation signal generator (option H02A/B/C)	<p>There are 3 independent signals respectively for frequency/phase modulation, amplitude modulation and low frequency output signals. Waveform: sine, square, triangle, Sawtooth, noise, double sine, sweep sine. Frequency range: DC~10MHz for sine, double sine, sweep sine; 0.1Hz~100kHz for square, triangle, sawtooth. Frequency resolution: 0.1Hz Low frequency output: Amplitude: 0-5V_{peak}(rating), to 50Ω load. Pulse modulation signal: pulse width: 20ns-(42s-10ns); pulse period: 100ns-42s; resolution: 10ns.</p>		
Vector modulation accuracy(after	1465A/B/C/D/F-V	50MHz-40GHz(or max. frequency)	EVM(RMS%) $< 1.4\%$

calibration, 25 °C ±10°C) (4Msps, root-Nyquist, α=0.3, QPSK, 0dBm)	1465H/L-V	50MHz-40GHz	EVM(RMS%)<1.4%
		40GHz-67GHz(or frequency)	max. EVM(RMS%)<2.5%
Internal modulation bandwidth	(Carrier 900MHz, 1.8GHz, 2.4GHz, 6GHz, 18GHz, 35GHz, 50GHz) Standard package: 120MHz(Multi-tone, Tone quantity: 51, Frequency space: 2.4MHz,±3dB bandwidth); H3 large modulation bandwidth option: 200MHz(Multi-tone, Tone quantity: 51, Frequency space: 4MHz, ±3dB bandwidth).		
External modulation Bandwidth	(Carrier 900MHz、 1.8GHz、 2.4GHz、 6GHz、 18GHz、 35GHz、 50GHz) 200MHz(ALC OFF, input 100mVrms sine to channel I, ±4dB bandwidth)		
External wide modulation Bandwidth (option H33)	(6GHz、 18GHz、 35GHz、 50GHz) 2GHz(ALC OFF, input 100mVrms sine to channel I, ±4dB bandwidth)		
Internal baseband signal generator	Channel quantities: 2(I and Q) Max. symbol rate: standard package: 60Msps(Max. 4bit/symbol) option H31: 125Msps(Max. 4bit/symbol) Baseband waveform internal memory: standard package: 1GSa option H32: 2GSa Modulation format: PSK: BPSK, QPSK, OQPSK, π/4 DQPSK, D8PSK, 16PSK; QAM: 4, 16, 32, 64, 128, 256, 512, 1024; FSK: 2, 4, 8, 16; ASK;MSK; Arbitrary wave modulation. Dual-tone mode max. frequency offset: 200MHz EVM: <1.0%(typical value)(RMS%, Symbol rate 4Msps, root-Nyquist, α=0.3, QPSK)		
General properties			
RF output port	1465A/B/C-V: N(female), impedance 50Ω. 1465D-V: 3.5mm(male), N(female)(option H91), impedance 50Ω. 1465F-V: 2.4mm(male), impedance 50Ω.		
Max. Physical Dimension	W×H×D: 517mm×192mm×550mm		
Weight	<28 kg(as per model and option configuration)		
Power Supply	100-120VAC, 50-60Hz; or 200-240VAC, 50~60Hz(self-adaptive)		
Power Consumption	<400W		
Temperature Range	Working temperature: 0°C~+50°C; Storage temperature: -40°C~+70°C		

Notes:

1. When 1465-V series signal generator is under environment temperature for 2 hours, attenuator is automatically coupling (or ALC power>-5dBm) after 30 minutes warm-up time. The

generator meets every parameter performance within given working temperature.

2. Typical value is a supplementary characteristic just for user's reference. These specifications are not guaranteed.
3. 1465B-V is +16dBm.
4. Rating value is an expected performance, or used to describe the product performance which is useful but not included in product performance warranty.
5. Spectral purity parameter is tested in a certain frequency without any modulation.
6. The single sideband phase noise of $100\text{kHz} \leq f \leq 250\text{MHz}$ is tested at an output power of +15dBm. The working frequency range of option H06 is greater than 100MHz, so there's no tested specification under 100MHz.

Ordering Information

- **Main Unit**

- 1465A-V Signal Generator 100kHz~3GHz
- 1465B-V Signal Generator 100kHz~6GHz
- 1465C-V Signal Generator 100kHz~10GHz
- 1465D-V Signal Generator 100kHz~20GHz
- 1465F-V Signal Generator 100kHz~40GHz
- 1465H-V Signal Generator 100kHz~50GHz
- 1465L-V Signal Generator 100kHz~67GHz

- **Standard Package**

No.	Description	Remarks
1	Power cable assembly	Standard three-core power cord
2	User Manual	--
3	Programming Manual	--
4	Certificate of Conformity	--

- **Options**

Model	Description	Function	Match
1465-H01A	115dB programmable step attenuator	To expand output power dynamic range	Optional for A/B/C/D/F-V
1465-H01B	90dB programmable step attenuator	To expand output power dynamic range	Optional for H/L-V
1465-H02A	Analog modulation	Add analog modulation function	Optional for all models
1465-H02B	Pulse modulation	Add pulse modulation function, 100ns min. pulse width	Optional for all models
1465-H02C	Narrow pulse modulation	Add pulse modulation function, 20ns min. pulse width	Optional for all models, including H02B
1465-H03	Analog sweep frequency	Add analog sweep frequency function (slope sweep)	Optional for all models
1465-H04	Ultra-low phase noise	Optimize phase noise , 10GHz@10kHz: -120dBc/Hz	Optional for all models
1465-H05	Large power output	Improve max. output power	Optional for all models
1465-H31	Large modulation bandwidth	Expand internal modulation bandwidth to 200MHz	Optional for all models
1465-H32	Internal baseband large capacity memory	Expand internal baseband memory to 8GB	Optional for all models

1465-H33	Wideband external IQ input	Add wideband external IQ input function	Optional for 1465C/D/F-V
1465-H80	87230 USB power sensor	For power measurement and calibration (50MHz-6GHz)	Optional for all models
1465-H81	87231 USB power sensor	For power measurement and calibration (50MHz-18GHz)	Optional for all models
1465-H82	87232 USB power sensor	For power measurement and calibration (50MHz-26.5GHz)	Optional for all models
1465-H83	87233 USB power sensor	For power measurement and calibration (50MHz-40GHz)	Optional for all models
1465-H90	GJB EMC	Meet GJB-151A EMC regulation (without touch screen function)	Optional for all models
1465-H91	N type RF output interface	Change RF output port to N type (female), only optional for 1465D-V	Optional for 1465D-V
1465-H92	Rear panel RF output	Move RF output port to rear panel	Optional for all models
1465-H94	Rack mount kit	Mount kit for rack	Optional for all models
1465-H95	Commercial calibration certificate	Entrust metering institute to meter the instrument	Optional for all models
1465-H96	5 years extended warranty	Extend warranty to 5 years	Optional for all models
1465-H97	Color printing user manual	User manual and programming manual are color printed	Optional for all models
1465-H98	English options	Panel, software interface, user manual and programming manual are English version	Optional for all models
1465-H99	Aluminum alloy transport case	High-intensity portable aluminum alloy transport case, with carrying handle and omni-directional wheel, convenient for transportation	Optional for all models

Ceyear

Focus on Measurement
Explore the Future

CHINA ELECTRONICS TECHNOLOGY INSTRUMENTS CO., LTD

Tel: +86 532 86896691

Email: sales@ceyear.com

<http://www.ceyear.com>